



IPC



SCRUBBER DRYERS
WALK BEHIND

CT51



SCRUBBER DRYERS - WALK BEHIND

CT51

NEW
600 RPM VERSION
ORBITAL VERSION

MAX PRODUCTIVITY

up to **3150**
m²/h

BATTERIES
RUNNING TIME

3,5 h

WATER TANK
RUNNING TIME

up to **60** min.
working session



MEMORY CARD



TELEMATICS GPS (opt)

GEOLOCATION OF
ALL YOUR MACHINES



ANC

ADVANCE NOISE CONTROL
54 dB IN ECO SELECT MODE



ORBITAL VERSION



ONE BRUSH VERSION



ROLLER VERSION



BATTERIES AND BATTERY CHARGER NOT INCLUDED

MOST FREQUENTLY USE

RETAIL



HORECA



CLEANING CONTRACTORS



MUNICIPALITIES



INNOVATIONS



INTER-
CHANGEABLE
BRUSH
HEAD



SLSTM[™]
SELF
LEVELING
SYSTEM



ANC[™]
ADVANCED
NOISE
CONTROL



ECO
SELECT



DBL[™]
DOUBLE
BATTERY
LIFE



MEMORY
CARD



TELEMATICS
GPS



600
RPM
INTER-
CHANGEABLE
BRUSH HEAD



ORBITAL
BRUSH
HEAD



BACTERIA
CONTROL



INTERCHANGEABLE BRUSH HEAD

TRANSFORM IT ACCORDING TO YOUR NEEDS



50-55 cm SIZE
NEW
55 cm 600 RPM
(FOR XP VERSION ONLY)



60 cm SIZE



70 cm SIZE
NEW
70 cm 600 RPM
(FOR XP VERSION ONLY)



ROLLER
(FOR XP VERSION ONLY)



ORBITAL
50 cm / 20 INCH
(FOR XP VERSION ONLY)

7 INTERCHANGEABLE BRUSH HEADS

BENEFITS

- 01 Same machine can use different brush heads
- 02 Increase efficiency on service and cut machine down time
- 03 Stock management (one machine with 7 brush heads instead 7 different machines)*



SLS™ SELF LEVELING SYSTEM

CONSTANT HIGH CLEANING PERFORMANCES

SLS™ - mechanical or electronic system allows great cleaning performance by fully adapting brushes with floor unevenness. Electronic system only for XP version.



MECHANICAL SYSTEM brush pressure by weight - 17/25 kg



ELECTRONIC SYSTEM Set and constant brush pressure - 10-35 kg



BENEFITS

- 01 Self-levelling and self adjusting of the brush head
- 02 Perfect fit between brush and floor
- 03 According to machine model the system can be mechanical or electronic



ANC™ ADVANCED NOISE CONTROL

SILENT

ANC™ is an extremely advanced study combining vacuum motor positioning, isolation and separated air flow. The result of this technology is a machine extreme quiet.

Lower noise level (down to 54 dB) is available when the ECO SELECT program is activated.

ANC™ WITHOUT ANC™



BENEFITS

- 01 Amongst the lowest noise levels in the marketplace
- 02 Extremely low noise where silence is necessary
- 03 No disturb in crowded area



**ECO
SELECT**

LESS ENERGY - MORE PRODUCTIVITY - LESS NOISE


Eco Select allows to decrease energy consumption and increase running time of up to 20% in daily cleaning operation. Noise levels is lower than 2 dB allowing cleaning operations even in areas where silence is required. Programmed maintenance time gaps are longer with consequent cost reduction.

ECOSELECT
WITHOUT ECOSELECT



ENERGY

3,5 h - WITHOUT ECO SELECT




4 h - ECOSELECT



WATER

56 dB - WITHOUT ECOSELECT



54 dB - ECOSELECT



RUNNING TIME



NOISE LEVEL

BENEFITS

- 01 Increase running time up to 20%
- 02 Saving water and chemical consumption
- 03 Less noise where is required



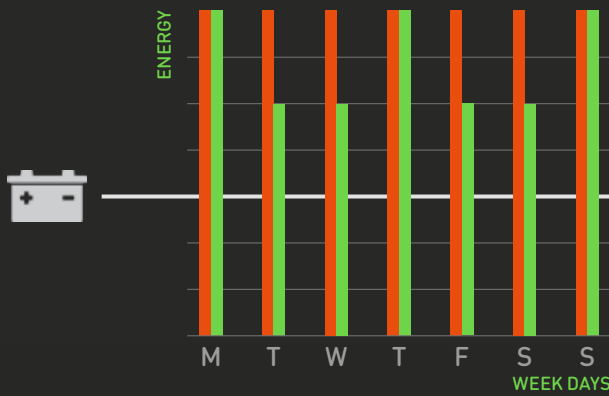
DBL™
DOUBLE
BATTERY LIFE

OPTIMIZE BATTERY CYCLES

DBL™ optimizes charging cycles and increases battery life up to 100%.
 Standard on IPC high frequency battery charger.

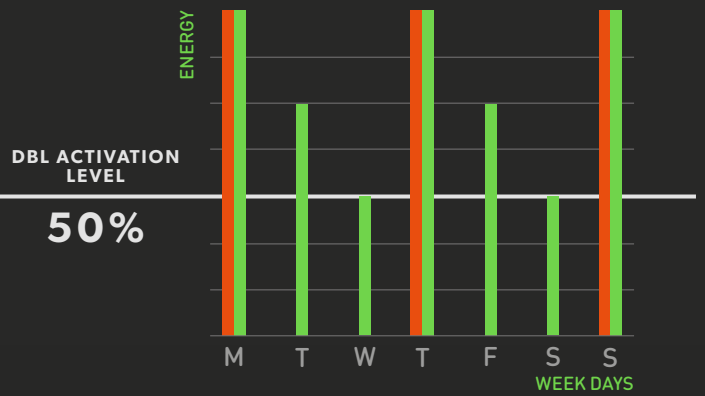
DBL TECHNOLOGY BENEFITS

STANDARD BATTERY CHARGES



6 RECHARGES PER WEEK

DBL BATTERY CHARGES

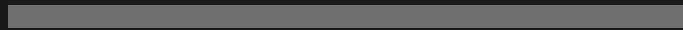


3 RECHARGES PER WEEK

■ charge ■ battery status

BATTERY LIFE

standard battery charger



DBL battery charger



TIME

BENEFITS

- 01 Extended battery life up to 100%
- 02 Optimize the charging cycles
- 03 Recharging optimizes only when required



MEMORY CARD

YOUR SERVICE FULLY UNDER CONTROL

Full control of your machine with service assistance management.

Memory card allows to download on PC, tablet and mobile the machine working parameters.

A dedicated software will easily identify the most important datas, as: battery chargers cycles, brush motor consumption, working hours and alerts.



BENEFITS

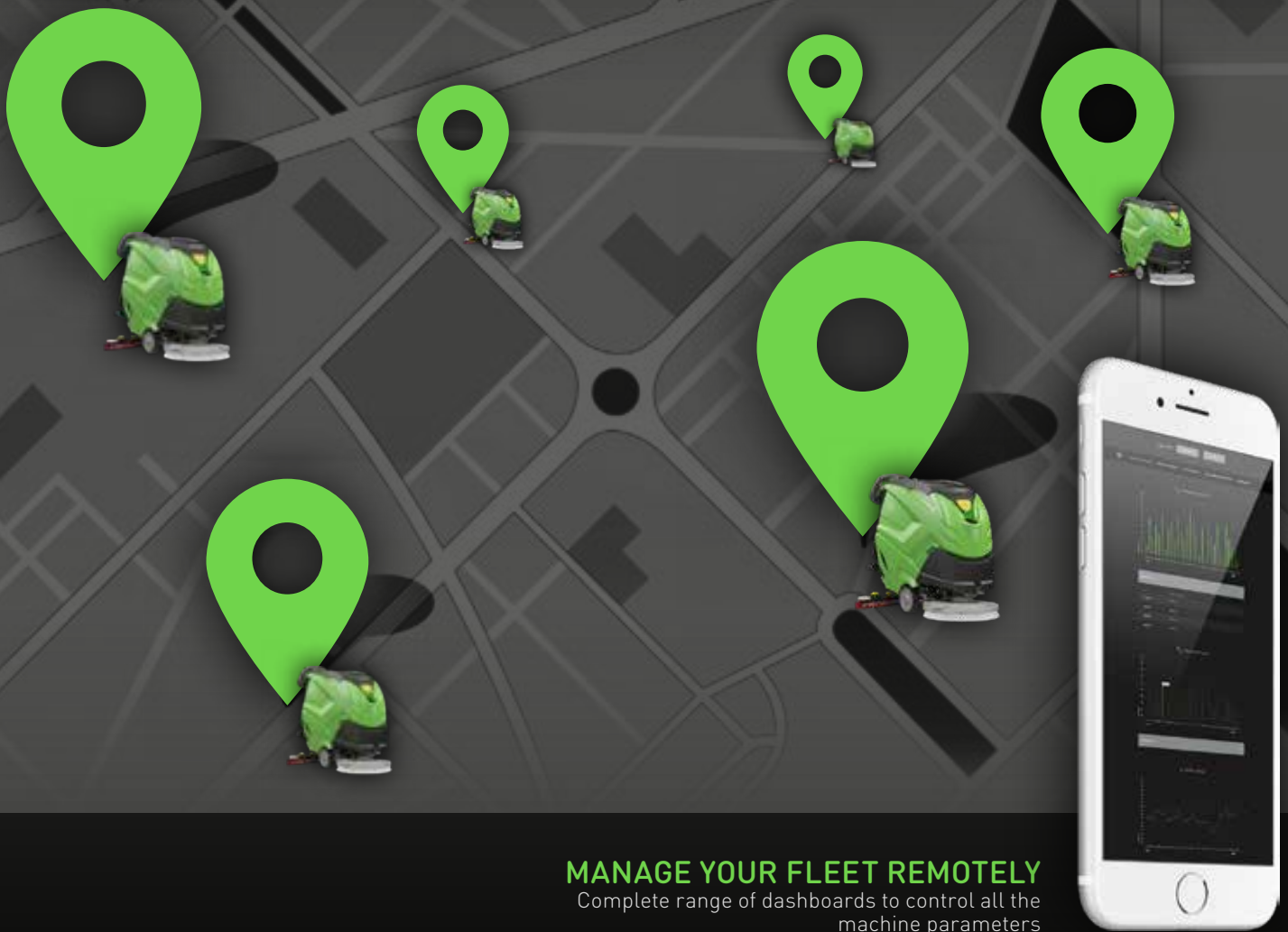
- 01 Supervise battery life
- 02 Keep machine under control
- 03 Plan service program



TELEMATICS GPS

LOCATES YOUR MACHINES, ANYWHERE, ANYTIME

Customer can keep track by smartphone, tablet and PC: machines position, user ID identification, battery cycles, motor consumption, effective machine use (Optional).



MANAGE YOUR FLEET REMOTELY

Complete range of dashboards to control all the machine parameters

BENEFITS


- 01 Optimize your costs in fleet management
- 02 Know wich operator is working
- 03 Main maintenance parameters under control



600 RPM INTERCHANGEABLE BRUSH HEAD

MORE AND DIFFERENT CLEANING SOLUTION

600 RPM brush head, perfect for cleaning with microfiber and diamond pads.



MICROFIBRE PAD

- 600 RPM microfiber pad
- Less pressure
- Less water consumption

Applications:

- Daily floor maintenance
- Floor polishing

DIAMOND PAD

- 600 RPM diamond pad
- No chemical products
- Adjusting pressure according to the applications

Applications:

- Daily cleaning of marble and ceramic tiles floors
- Deep cleaning of all hard floors

BENEFITS


- 01 Diamond pad - Great cleaning results without the use of chemical products
- 02 Diamond pad - Ideal for deep cleaning and polishing of marble floors and ceramic tiles
- 03 Microfibre pad - Increased productivity up to 80%
- 04 Microfibre pad - You can save up to 80% of water and cleanser
- 05 Microfibre pad - Excellent final result
- 06 Multifunctionality - It ensures better cleaning solutions



ORBITAL BRUSH HEAD

MULTIFUNCTION FLOOR CARE TECHNOLOGY

The orbital technology is indicated for daily and extraordinary floor cleaning operations. The orbital movement of the brush head, thanks to the high number of micro-rotations, allows an optimal cleaning results of each surface and the removal of finishes (dewaxing) for subsequent treatment without the use of chemicals.



WHITE PAD

Suitable for polishing and removing scratches



RED PAD

For the daily cleaning operations



BLUE PAD

Suitable for deep cleaning and the removal of the wax layer on the floor



BROWN PAD

For the preparation of wooden and vinyl floors

BENEFITS

- 01 Removing the floor finish without using chemicals when the surfaces need to be prepared for the new recoating
- 02 Thanks to the square shape and the orbital movement of the brush head, using orbital technology is easy to clean along the edges and in the corner
- 03 The orbital technology allows a correct maintenance of the most floor types including wood, marble, VCT and tiles
- 04 Saving time and money



BACTERIA CONTROL

biosan *rapide* WT

RECOVERY TANK SANIFICATION

Biosan is a new product in the cleaning industry. It has been developed to sanitize the scrubber drier's recovery tank: a fertile environment for bacteria growth, origin of odours and source of harmful pathogens spread by vacuum motor air flow. More than 99.999% of bacteria are eradicated overnight and a pleasant fragrance covers residual odours.

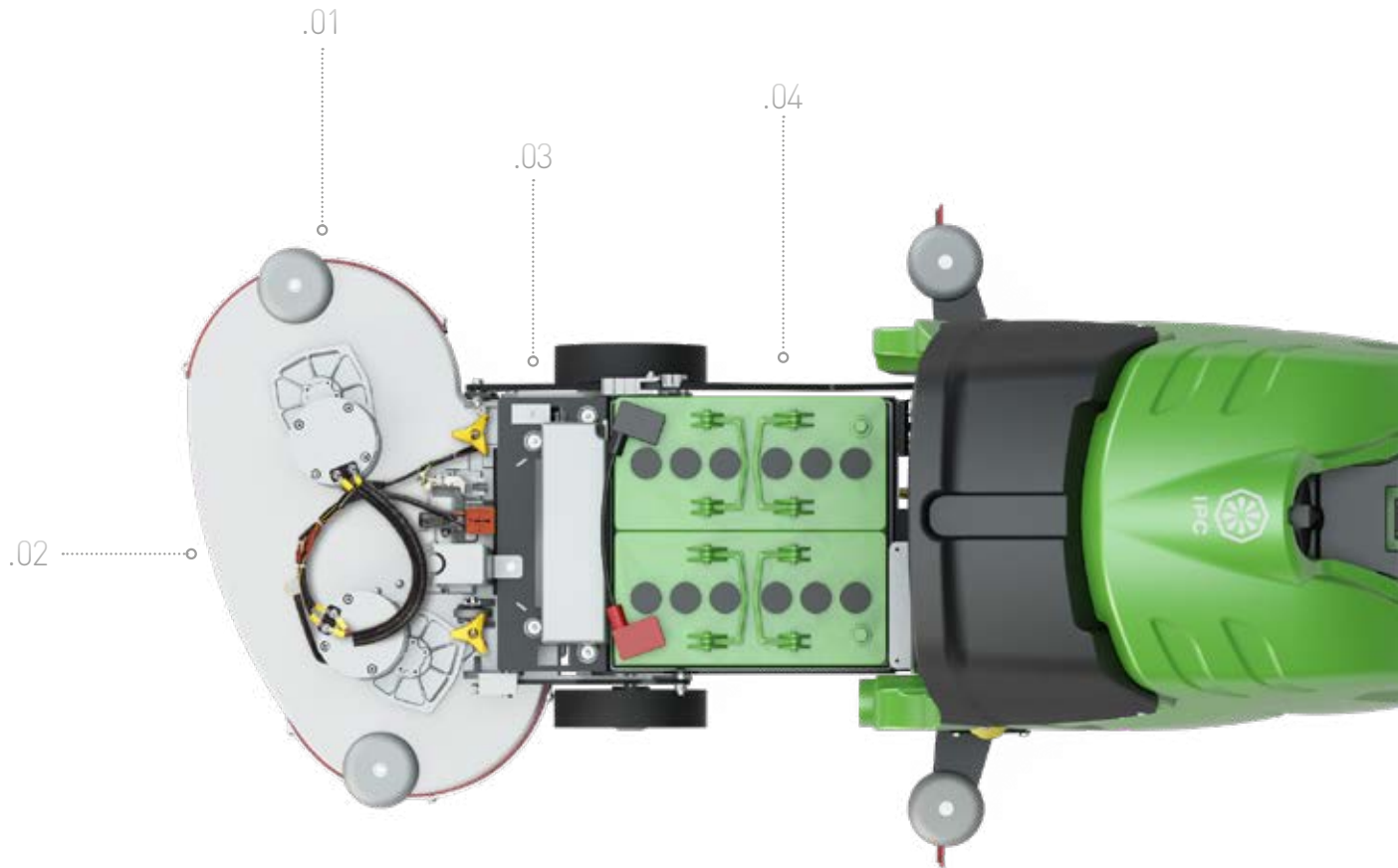


BENEFITS

- 01 Overnight action that eradicates 99.999% bacteria, odours source and harmful pathogens
- 02 Patented vapour technology, sanification of all surfaces, no direct contact needed
- 03 Ingredients are natural and eco- friendly

CT51

FAST PIT STOP



01 - BRUSH HEAD - 7 interchangeable brush heads for different applications and overall easy maintenance.

CHANGE YOUR CLEANING PATH IN 3 FAST AND EASY STEPS:



A

RELEASE YELLOW
KNOBS - EASY TO
REACH AND UNSCREW



B

DISCONNECT
A RED PLUG



C

RELEASE THE METAL
HOOK - EASY TO
DISCONNECT

02 - APC BRUSH - The APC brush reduces usage of solution, guarantee great and unvaried performance. Red bristle level on the brush indicates when the brush needs to be replaced.



03 - ELECTRIC COMPARTMENT - Fully protected and easy to check.

04 - BATTERY AND CHARGER - Integrated battery charger with easy access for maintenance.

CT51

ADJUSTABLE AND ERGONOMIC HANDLE
USER FRIENDLY CONTROL PANEL



01 - DRIVE LEVER - Innovative design allows the user to comfortably push / pull the operating lever from any position.

- 02 - DISPLAY** - Check information as follows:
- battery charge percentage
 - hour meter
 - operating program settings
 - waterflow level settings
 - brush pressure level settings (XP version)
 - maximum speed ramp set (electric traction version)
 - alarm messages

03 - OPERATION CONTROL KNOB - Easy and intuitive for the user.

04 - ELECTRONIC KEY - Turn on and off. Operator ID-key (opt).



ADJUSTABLE HANDLE FOR A COMFORTABLE AND EASY USE.



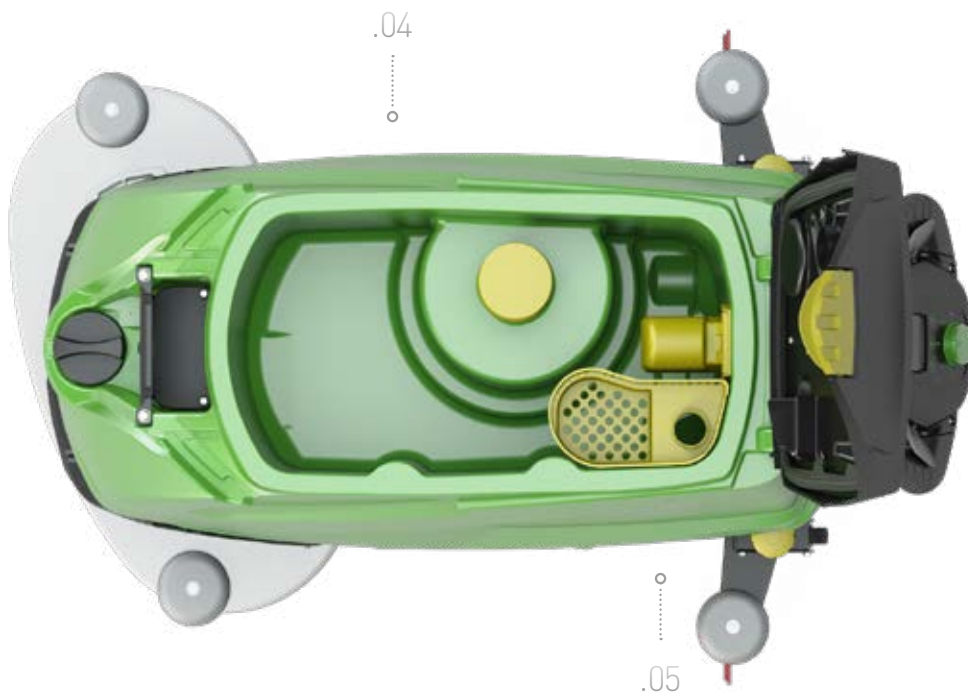
FULL MACHINE CONTROL THANKS TO AN INTUITIVE CENTRAL KNOB.



TWO PRE-SETTING PROGRAMS. SIMPLE TO UNDERSTAND.

CT51

EASY ACCESS TO INTERNAL COMPONENTS



01 - TANK-LID - Self locking closing system.

02 - CHEM DOSE KIT - Automatic detergent dosing system separated for an easy fill. Integrated in the machine body.

03 - SQUEEGEE - Easy and fast hooking system with no tools adjustment.

04 - TANK - Full visibility of recovery tank - easy to clean and to maintain.

05 - YELLOW TOUCH POINTS - Immediate identification for all daily maintenance points.

CT51

ACCESSORIES AND OPTIONAL



TOOL BAR

Positioned on left hand side of the machine can contain up to 5 different types of hooks for placing main types of manual cleaning tools. The kit is easy to assemble and contains 2 hooks of each kind.



CHEM DOSE KIT

Chemical dosing system separated from water tank. The system allows fine adjustment of chemicals allowing important savings in detergents. Easily adjustable from 0,2% to 7% per litre of water erogated. Easily extractable chemical tank with 2 litre capacity.



EXTERNAL SUCTION KIT

Possibility to use the machine in vacuuming liquids in difficult to reach area's. The kit includes 2 metre flexible hose, 1 meter tube and 2 types of floor nozzles.



AUTO-REFILL SYSTEM

This system allows water loading of the machine and will automatically stop when tank is full, allowing the operator to other things in the mean time.

**WITHOUT
ELECTRIC TRACTION**

**WITH
ELECTRIC TRACTION**

Code		CT51 B50 LPTB02976	CT51 B55 LPTB01822	CT51 BT55 LPTB01823	CT51 BT60 LPTB01826	CT51 BT70 LPTB01824
PERFORMANCE						
Max theoretical productivity	m ² /h	1850	1925	2475	2700	3150
Cleaning path	mm	500	550	550	600	700
Water tank capacity (solution recovery)	l	50/53	50/53	50/53	50/53	50/53
Max running time	min	210	210	210	210	210
Voltage	V-Ah	24	24	24	24	24
Installed power	W	1050	1050	1550	1550	1550
Brush pressure	kg	18	18	18	23	23
Squeegee width	mm	815	815	815	1010	1010
Max speed	km/h	3,5	3,5	4,5	4,5	4,5
Weight	kg	81,1	81,4	89,1	97,1	94,6
Dimension (LxWxH)	mm	1328 x 563 x 1033	1328 x 563 x 1033	1329 x 563 x 1033	1279 x 653 x 1033	1279 x 735 x 1033

STANDARD EQUIPMENT

	CT51 B50	CT51 B55	CT51 BT55	CT51 BT60	CT51 BT70
BRUSHES					
PPL SOFT	SPPV01332	SPPV01352	SPPV01352	2XSPPV01473	2xSPPV01472
SQUEEGEE BLADES					
LATEX FRONT BLADE	MPVR08039 - 880mm	MPVR08039 - 880mm	MPVR08039 - 880mm	MPVR08039 - 880mm	MPVR08040 - 1020mm
LATEX REAR BLADE	MPVR08035 - 900mm	MPVR08035 - 900mm	MPVR08035 - 900mm	MPVR08035 - 900mm	MPVR08036 - 1020mm

CABLE

Code		CT51 C50 230V LPTE00669	CT51 C55 230V LPTE00646
PERFORMANCE			
Max theoretical productivity	m ² /h	1750	1925
Cleaning path	mm	500	550
Water tank capacity (solution recovery)	l	50/53	50/53
Max running time	min	210	210
Voltage	V-Ah	230	230
Installed power	W	1100	1100
Brush pressure	kg	18	18
Squeegee width	mm	815	815
Max speed	km/h	3,5	3,5
Weight	kg	-	102,1
Dimension (LxWxH)	mm	1329 x 563 x 1033	1329 x 563 x 1033

STANDARD EQUIPMENT

	CT51 C50 230V	CT51 C55 230V
BRUSHES		
PPL SOFT	SPPV01332	SPPV01352
SQUEEGEE BLADES		
LATEX FRONT BLADE	MPVR08039 - 880mm	MPVR08039 - 880mm
LATEX REAR BLADE	MPVR08035 - 900mm	MPVR08035 - 900mm

**ELECTRONIC BRUSH
PRESSURE CONTROL**

ROLLER

		CT51 XP60	CT51 XP70	CT51 XP55R
Code		LPTB01828	LPTB01825	LPTB01834
PERFORMANCE				
Max theoretical productivity	m ² /h	2700	3150	2475
Cleaning path	mm	600	700	550
Water tank capacity (solution recovery)	l	50/53	50/53	50/53
Max running time	min	210	210	210
Voltage	V-Ah	24	24	24
Installed power	W	1550	1550	2350
Brush pressure	kg	31	31	18
Squeegee width	mm	1010	1010	815
Max speed	km/h	4,5	4,5	4,5
Weight	kg	97,1	94,6	107
Dimension (LxWxH)	mm	1279 x 653 x 1033	1279 x 735 x 1033	1329 x 563 x 1033

STANDARD EQUIPMENT

		CT51 XP60	CT51 XP70	CT51 XP55R
BRUSHES				
PPL SOFT		2xSPPV01473	2XSPPV01472	-
CYLINDRICAL BRUSH - PPL SOFT Ø 0,3 mm		-	-	SPPV01163
SQUEEGEE BLADES				
LATEX FRONT BLADE		MPVR08039 - 880mm	MPVR08040 - 1020mm	MPVR08039 - 880mm
LATEX REAR BLADE		MPVR08035 - 900mm	MPVR08036 - 1020mm	MPVR06288 - 715mm

**600 RPM - ELECTRONIC
BRUSH PRESSURE CONTROL**



ORBITAL





		CT51 XP55 600 RPM	CT51 XP70 600 RPM	CT51 XP20" ORBITAL
Code		LPTB01832	LPTB01833	LPTB01670
PERFORMANCE				
Max theoretical productivity	m ² /h	2475	3150	2794
Cleaning path	mm	550	700	500
Water tank capacity	l	50/53	50/53	50/53
Max running time	min	210	210	210
Voltage	V-Ah	24	24	24
Installed power	W	1550	1550	1030
Brush pressure	kg	18	23	45,7
Pad	RPM	-	-	2200
Squeegee with	mm	815	1010	815
Max speed	km/h	4,5	4,5	4,2
Weight	kg	89,1	94,6	107,2
Dimension (LxWxH)	mm	1329 x 563 x 1033	1279 x 735 x 1033	1225 x 512 x 1033

STANDARD EQUIPMENT

		CT51 XP55 600 RPM	CT51 XP70 600 RPM	CT51 XP20" ORBITAL
PAD HOLDER				
MICROFIBER PAD HOLDER		SPPV01978	2x SPPV01983	-
DIAMOND PAD HOLDER		SPPV01348	2x SPPV01228	-
SQUEEGEE BLADES				
LATEX FRONT BLADE		MPVR08039 - 880mm	MPVR08040 - 1020mm	MPVR08039 - 880mm
LATEX REAR BLADE		MPVR08035 - 900mm	MPVR08036 - 1020mm	MPVR08035 - 900mm

CT51
OPTIONAL ACCESSORIES











	BRUSH HEAD	CODE	CT51 C50	CT51 C55	CT51 B50	CT51 B55	CT51 BT55	CT51 BT60	CT51 BT70	CT51 XP60	CT51 XP70	CT51 XP55 600 RPM	CT51 XP70 600 RPM	CT51 XP55 R	CT51XP50 ORBITAL
	C50 C55 B50 B55		NOT INTERCHANGEABLE BRUSH HEAD												
	BT55	KTRI04851					•	•	•	•	•	•	•	•	•
	BT60	KTRI04852					•	•	•	•	•	•	•	•	•
	BT70	KTRI04853					•	•	•	•	•	•	•	•	•
	XP55 600 RPM	KTRI04855								•	•	•	•	•	•
	XP70 600 RPM	KTRI04856								•	•	•	•	•	•
	XP55 ROLLER	KTRI04854								•	•	•	•	•	•
	XP50 ORBITAL	KTRI05787								•	•	•	•	•	•

CT51

OPTIONAL ACCESSORIES



	OPTIONAL	CODE	CT51 C50	CT51 C55	CT51 B50	CT51 B55	CT51 BT55	CT51 BT60	CT51 BT70	CT51 XP60	CT51 XP70	CT51 XP55 600 RPM	CT51 XP70 600 RPM	CT51 XP55 R	CT51XP50 ORBITAL
	Chem dose kit	KTRI04846			•	•	•	•	•	•	•	•	•	•	•
	Splash guard 50/55 cm	KTRI04847		•		•	•					•			
	Splash guard 60 cm	KTRI05094						•		•					
	Splash guard 70 cm	KTRI05095							•	•		•			
	Tools bar	KTRI04848	•	•	•	•	•	•	•	•	•	•	•	•	•
	Auto-Refill System	KTRI04849	•	•	•	•	•	•	•	•	•	•	•	•	•
	External suction kit	KTRI02257	•	•	•	•	•	•	•	•	•	•	•	•	•
	BIOSAN RAPIDE WT (30 pcs / 30 days)	PRCH00578	•	•	•	•	•	•	•	•	•	•	•	•	•

CT51

BATTERIES AND BATTERY CHARGERS

BATTERIES	N°	CHARACTERISTICS	DIMENSION	RUNNING TIME	BATTERY CHARGERS
IPC gel battery BAAC00105	2	12V 105 Ah [C5]	345x170x285	210 min	DBL on board high freq. 24V 15 Ah- KTRI04845 DBL stand alone high frequency BLS010 - BACA00133
EXIDE gel battery BAAC00024	2	12V 105 Ah [C5]	345x174x283	210 min	DBL on board high freq. 24V 15 Ah KTRI04845 DBL stand alone high frequency BLS010 BACA00133
EXIDE gel battery BAAC00132	2	12V 76 Ah [C5]	330x171x236	150 min	DBL on board high freq. 24V 15 Ah KTRI04845 DBL stand alone high frequency BLS010 BACA00133
Acid tubolar plate BAAC00136	2	12V 85 Ah [C5]	308x175x225	150 min	DBL on board high freq. 24V 15 Ah KTRI04845 DBL stand alone high frequency BLS010 BACA00133 Stand alone Low frequency 24V 12 Ah BACA0060
Dry charge flate plate BAAC00009	2	12V 105 Ah [C5]	261x171x210	210 min	DBL on board high freq. 24V 15 Ah KTRI04845 DBL stand alone high frequency BLS010 BACA00133 Stand alone Low frequency 24V 12 Ah BACA0060
Acid tubolar plate BAAC00070	2	12V 118 Ah [C5]	345x170x285	210 min	DBL on board high freq. 24V 15 Ah KTRI04845 DBL stand alone high frequency BLS010 BACA00133 Stand alone Low frequency 24V 12 Ah BACA0060

IP Cleaning Srl

Viale Treviso 63

30026 Summaga di Portogruaro (VE) - Italy

Tel. +39 0421 205511 - Fax +39 0421 204227

info@ipcworldwide.com - www.ipcworldwide.com



